



Global Development Innovation Landscape

Q2 2019

About Global Innovation Exchange

Global Innovation Exchange (GIE) is a global development technology platform for innovations, funding and insights. GIE's mission is to help scale the most promising innovations by utilizing its ever-growing database of information to serve as (i) a reliable fundraising resource for social entrepreneurs in low- and- middle-income countries, as well as (ii) a source of credible innovation data for the international development community including funders, scaling partners and other ecosystem players.

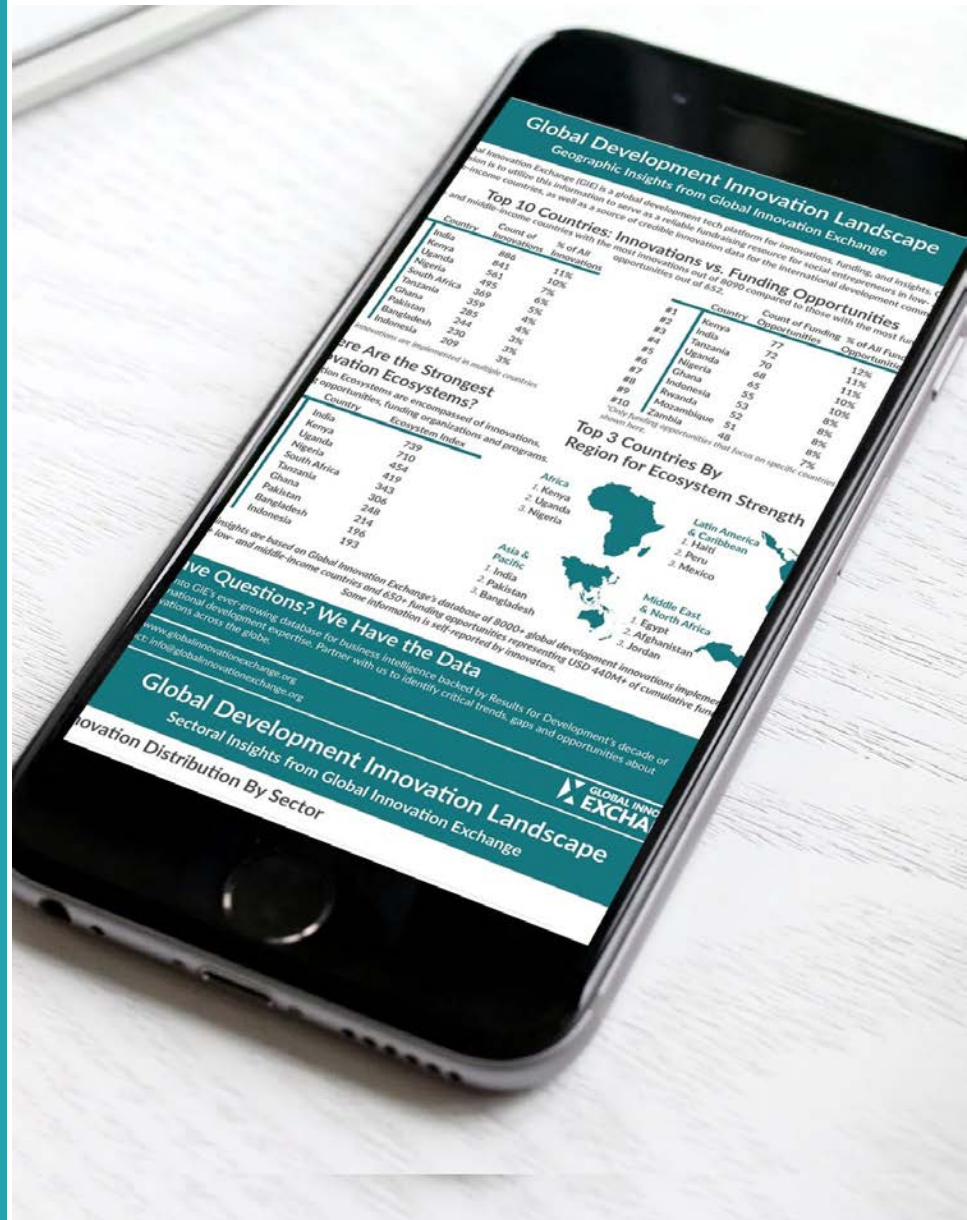


Table of Contents

INTRODUCTION.....2

- [GIE’s Innovation Database.....5](#)
- [GIE’s Data Champions.....6](#)
- [Data Champions to Branded Site.....7](#)
- [Using the Innovation Database.....8](#)
- [GIE’s Funding Database.....9](#)
- [Using the Funding Database.....10](#)
- [Innovation Meets Opportunity.....11](#)

INSIGHTS ACROSS FOCUS AREAS.....12

- [Innovations by Sectors.....13](#)
- [Innovations by Sub Sectors.....14](#)
- [Innovations by Topics.....15](#)
- [Funding by Sectors.....16](#)
- [Funding by Sub-Sectors.....17](#)
- [Funding by Topics.....18](#)

INSIGHTS ACROSS GEOGRAPHIES.....19

- [Geographic Distribution: Innovation.....20](#)
- [Geographic Distribution: Funding.....21](#)
- [Innovation Ecosystem Index.....23](#)

FREQUENTLY ASKED QUESTIONS.....24

An Introduction:
*Understanding the Data on
Global Innovation Exchange*

A Global Development Innovation Database

The *Largest, Open Database* Across Sectors & Geographies

As of June 28, 2019, Global Innovation Exchange (GIE) has [11,000+ innovations](#) on its platform. Innovations on GIE spans across [13 sectors and 24 cross-cutting topics](#) in **137+ low- and- middle-income countries (LMICs)**. These innovations can be filtered by these focus areas and countries as well as other filters such as Stage.

More than 11K #innovations across 13 #globaldev sectors from around the world in one place. Plus, 45% have "Verified" funding & other recognitions.



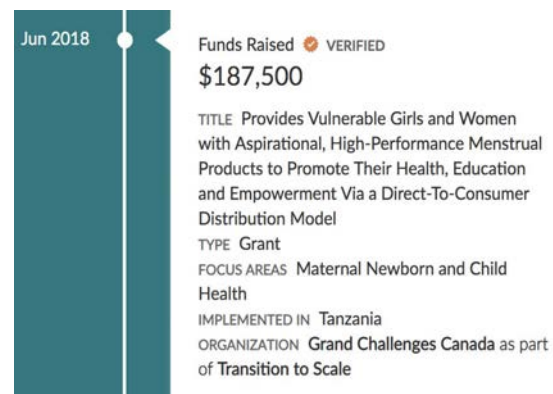
Tweet this

Data Quality with *Crowdsourced Due Diligence*

45%+ of innovations on GIE have [Verified](#) Milestones - what does this mean?

Innovation profiles on GIE are managed by the innovators behind them. They can add Milestones that the innovation has achieved since they launched to show the growth trajectory of the particular innovation.

Some of these Milestones, can be [Verified](#) indicating that information is either provided or approved by GIE in partnership with our [Data Champions](#) who contribute their validation of specific innovations to GIE.



Pictured above:: A Verified Funds Raised Milestone for [Be Girl](#) from June 2018 (of \$187,500) from Grand Challenges Canada as part of 'Transition to Scale'.

In summary, these Verified Milestones for these ~45% of the innovations serve as crowdsourced due diligence to help surface up the most promising innovations on GIE.

EXPLORE INNOVATIONS ON GIE

The insights in this report are based on GIE's database as of May 27, 2019 and represents 10,899 innovations.

Thank You to Our Data Champions

What is a Data Champion?

GIE's Data Champions are **funding or other innovation support agencies showcasing their "Verified" support of innovations on GIE**. They each follow a simple process to add their portfolio to GIE and introduce the entrepreneurs to GIE to keep their innovation profiles up-to-date. This allows Data Champions to join this global mapping of innovations and track the progress of their innovations beyond the funding period.

GIE's Founding Champions Include:



USAID
FROM THE AMERICAN PEOPLE



BILL & MELINDA
GATES *foundation*



There are nearly 50 GIE Data Champions that provide innovation support of various types, sizes and focus areas such as:



Grand Challenges Canada™



Innovation Funders



Accelerators



Local Players



Thematic Experts



Other Platforms

SEE THE FULL LIST OF DATA CHAMPIONS

[Contact GIE about becoming a Data Champion](#)

Case Study: More Than a Data Champion



USAID's Feed the Future (FtF), a GIE Data Champion, not only showcases their innovations on GIE but also has a dedicated site powered by GIE Custom about their innovations. Their site, Feed the Future Innovation Exchange aims to accelerate uptake of these innovations by connecting them with partners in the field.

FtF is hosted on a [GIE Custom site](#) - websites for global development innovation programs that are integrated with GIE - and uses GIE's innovation profiles to showcase transfer-ready agricultural innovations supported by Feed the Future.

Innovation profiles on Feed the Future Innovation Exchange help the FtF supported researchers share their accomplishments and milestones, making it easier to tell the innovation's story and progress to date while fundraising and securing other support to scale its impact. For e.g, see the profile for [Training approach to strengthen detection of public & private good animal diseases](#) that showcases an impressive milestone of its implementation partnership with the UN's Food and Agriculture Organization.

EXPLORE THE FEED THE FUTURE INNOVATION EXCHANGE

[Learn more about GIE Custom](#)

Case Study: Using the Innovation Database



Response Innovation Lab (RIL), a humanitarian ecosystem supporter, [uses GIE to map local innovation ecosystems and discover new innovations.](#)

GIE has helped RIL expand their network and quickly dig deeper into their local community. GIE has even been integrated into RIL's orientation guide as an online resource to get up-to-speed with what is happening in the local context.

"In every solution package that I've worked on, I've used GIE. It is the first place I go when a Humanitarian Matchmaker application lands in my inbox."

- Catherine Green, Global Program Director, RIL

[READ THE FULL STORY HERE](#)



RESPONSE
INNOVATION
LAB

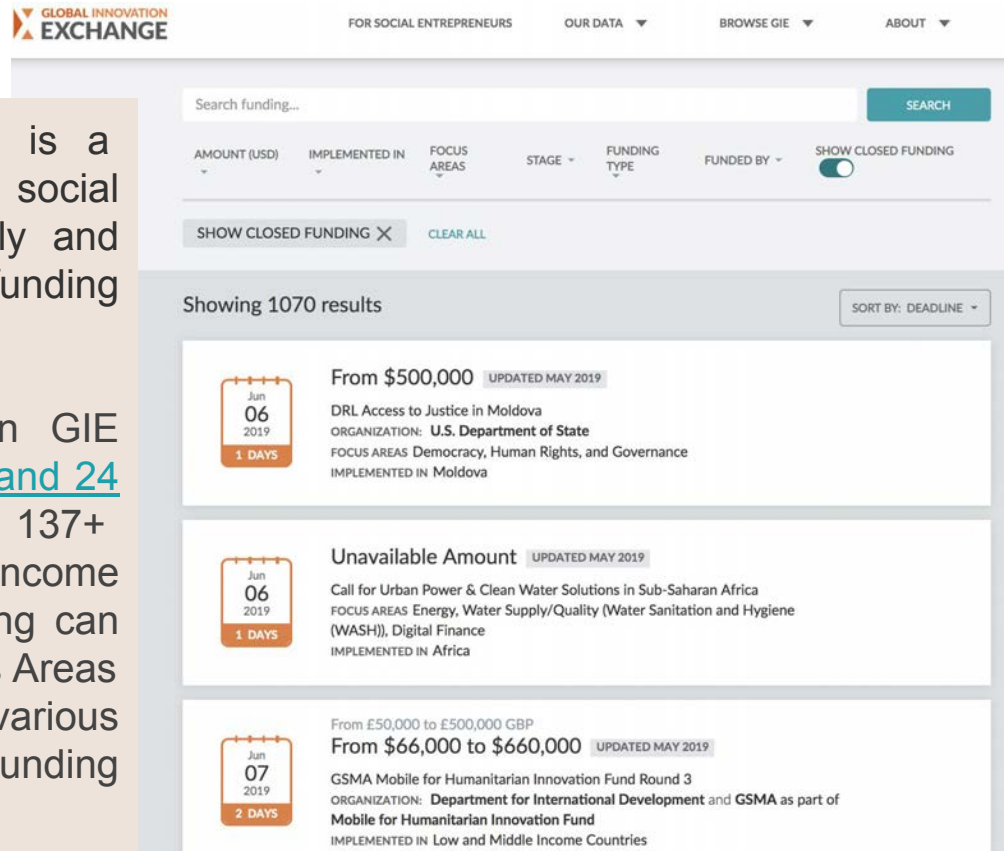
RIL supports innovation on-the-ground in humanitarian contexts, adding real-time problem solving to large-scale humanitarian challenges.

An Innovation Funding Database

The Only Funding Database Focused on Development Innovations

GIE's [Funding Directory](#) is a centralized place where social entrepreneurs can quickly and easily browse through funding opportunities.

Funding opportunities on GIE spans across [13 sectors and 24 cross-cutting topics](#) in 137+ low- and- middle-income countries (LMICs). Funding can be filtered by these Focus Areas and countries as well as various other filters such as Funding Type and Stage.



The Largest and Rapidly Growing Funding Database

As of June 28, 2019, Global Innovation Exchange (GIE) has nearly [1,200 funding opportunities for global development innovations](#) for a cumulative more than USD 1 Billion. This reflects a **105%+ increase in the cumulative amount of funding** and a **57%+ increase in total funding opportunities** since Dec 2018.

DISCOVER FUNDING OPPORTUNITIES ON GIE

The insights in this report are based on GIE's database as of May 27, 2019 and represent 1,040 funding opportunities.

Case Study: Using the Funding Database



Mama Maji [uses GIE](#) to discover new funding (2-5 monthly), saving time spent on fundraising which has improved operational efficiency

Successes from using GIE:

- 💰 €5,000 seed funding secured
- 🕒 9.5+ hours saved per opportunity on average
- 🚀 40% increase in operational capacity
- ☀️ Exhibited at the UN's Science Technology & Innovation Forum

“The secret to GIE's usability is in their search engine. In the first two days of using Global Innovation Exchange, I found more opportunities than I had in the previous six months of research on other sites.”

Sydney Gray,
Co-founder, Mama Maji

[READ THE FULL STORY HERE](#)



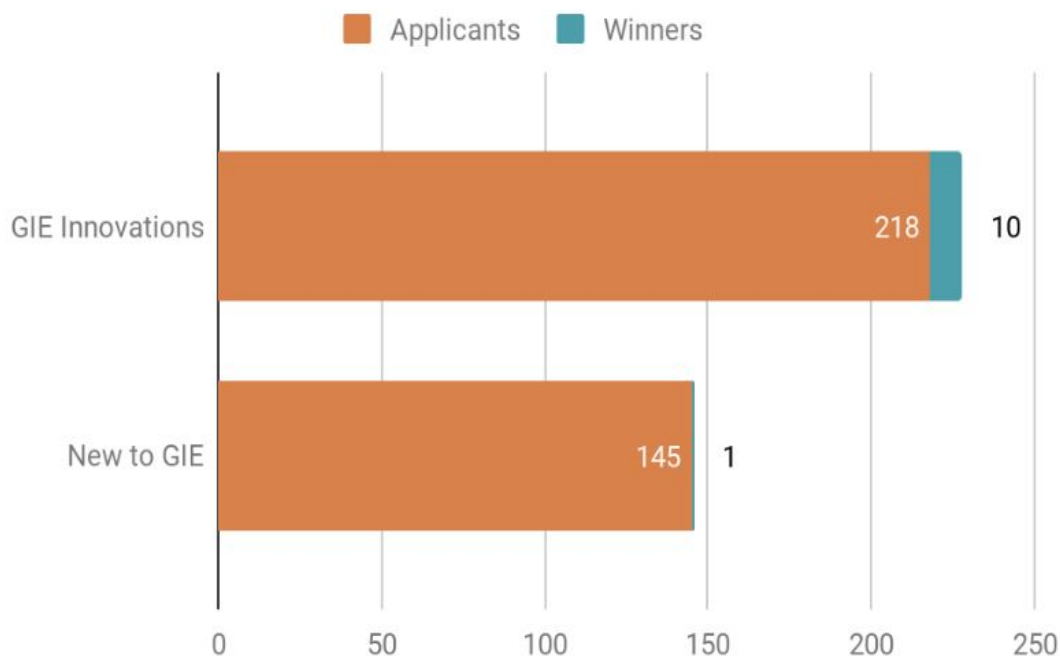
[Mama Maji](#) provides women in Kenyan communities with the skills, technology, and business plans necessary to expand access to water while increasing their incomes.

Case Study: Innovation Meets Opportunity

The UN used GIE to run a global competition bringing 11 social innovations to the UN, and new opportunities for 350+ applicants

What: The UN’s global competition was hosted on a [GIE Custom site](#) and used GIE’s innovation profiles as applications for the call. GIE selected a shortlist of 35 innovations based on their GIE innovation profiles. From this shortlist, the UN selected the 11 winning innovations.

Outcome: 11 social innovations were featured at the [Science, Technology & Innovation Forum](#) (STI Forum) in May 2019 at the UN HQ in NYC. All 350+ applicants were featured on GIE automatically, 60% of which already had profiles on GIE, making this an easy and quick application for them.



“This was the easiest application of my life!”

- Matthew Goldberg, Manager, Fundraising and Humanitarian Assistance at BioLite

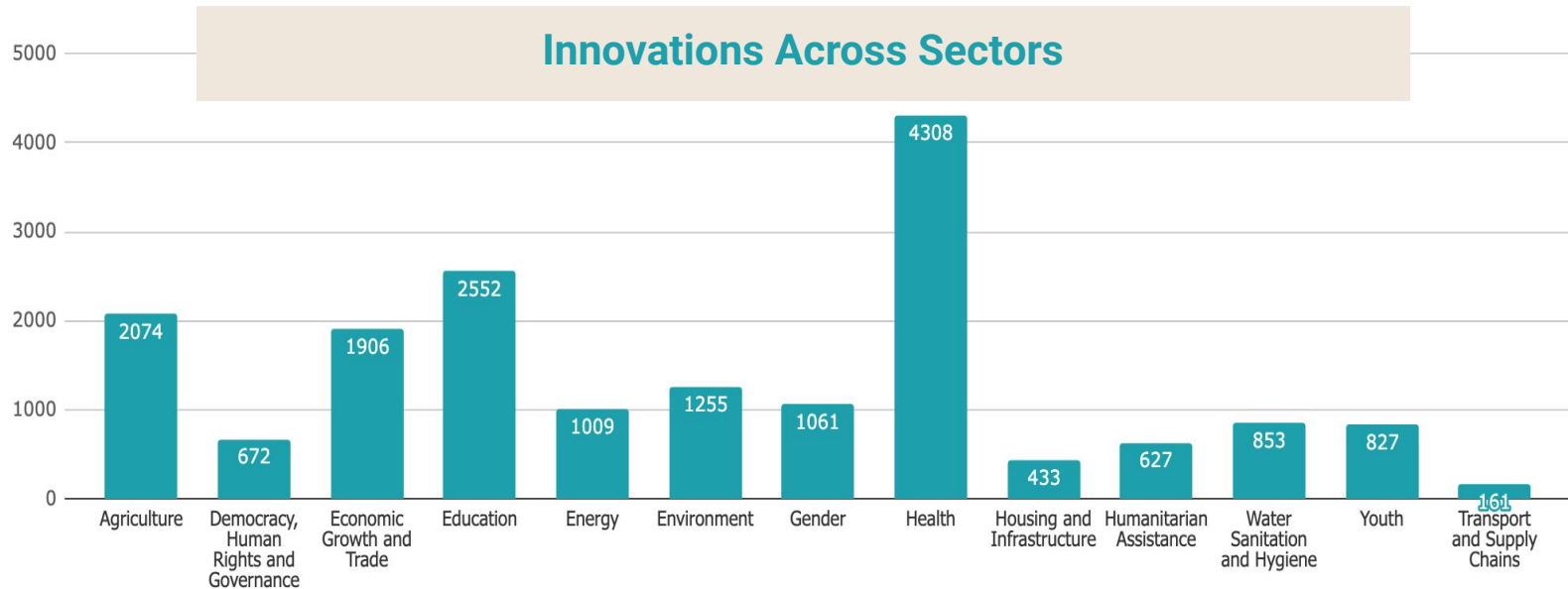
[READ THE FULL STORY HERE](#)

Insights Across Focus Areas

*Focus Areas on GIE are comprised of **13 Sectors** such as Health, Education and Agriculture as well as **24 cross-cutting Topics** such as Technology, Inclusion and Disability. Each of the 13 Sectors also have **Sub-Sectors** such as Literacy (Education) and Post Harvest (Agriculture).*

One innovation or funding opportunity can have multiple Focus Areas.

Focus Areas: Innovations by Sectors



Health, Education and Agriculture are the top 3 sectors with innovations on GIE. Transport & Supply Chains has the lowest number of innovations on GIE with nearly 200% difference from the top Sector, Health.



Tweet this

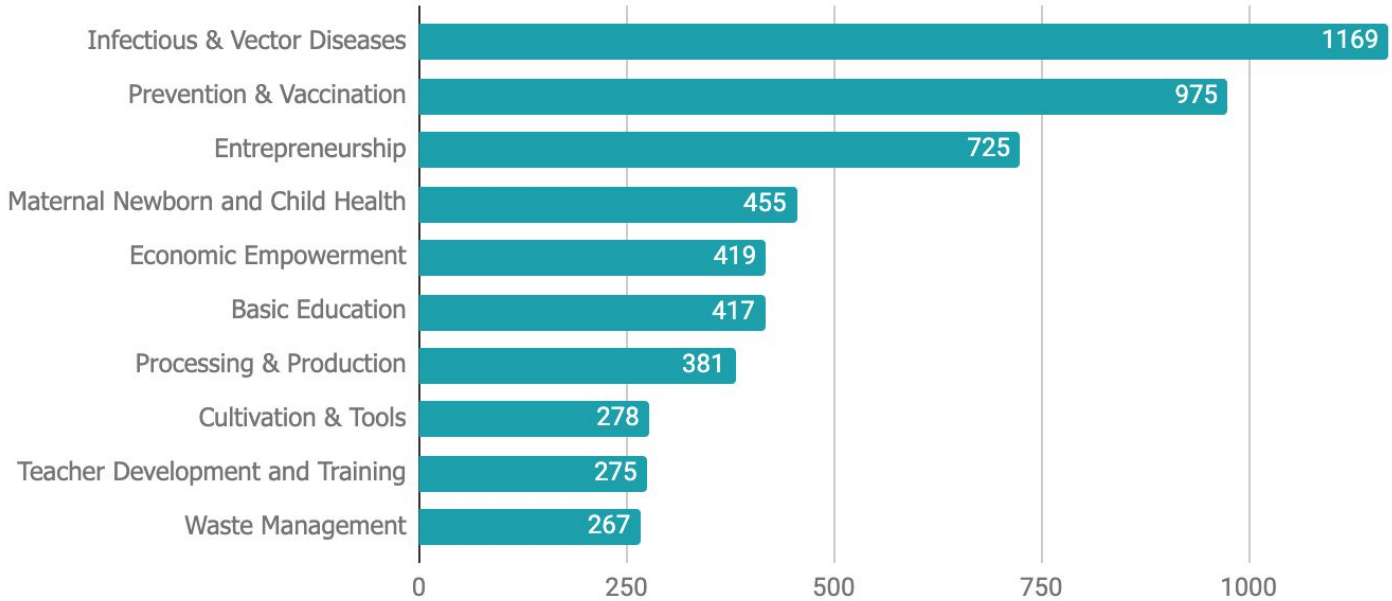
Comparison to Previous Report (Oct 2018)

		Agriculture	Democracy, Human Rights and Governance	Economic Growth and Trade	Education	Energy	Environment	Gender	Health	Housing and Infrastructure	Humanitarian Assistance	Water Sanitation and Hygiene	Youth	Transport and Supply Chains
Current (May 2019)	Number	2074	672	1906	2552	1009	1255	1061	4308	433	627	853	827	161
	Rank	3	10	4	2	7	5	6	1	12	11	8	9	13
Previous (Oct 2018)	Number	1609	415	1214	1759	838	966	709	3321	333	470	719	567	84
	Rank	3	11	4	2	6	5	8	1	12	10	7	9	13
Comparison	% Change	28.90%	61.93%	57.00%	45.08%	20.41%	29.92%	49.65%	29.72%	30.03%	33.40%	18.64%	45.86%	91.67%
	Rank Change	0	1	0	0	-1	0	2	0	0	-1	-1	0	0

Despite being the lowest ranked, Transport & Supply Chain, saw the biggest increase nearly doubling the no. of innovations. Democracy, Human Rights & Governance as well as Economic Growth & Trade also saw a large increase in innovations of 60%. WASH saw the lowest increase. Most ranks stayed steady with the exception of Gender which rose 2 ranks to #6, Democracy, Human Rights, & Governance which rose 1, and 3 Sectors (Energy, Humanitarian and WASH) that dropped 1.

Focus Areas: Innovations by Sub-Sectors

Innovations by Top 10 Sub-Sectors



Sub-Sectors under Health, Education and Agriculture (top 3 Sectors) make up 7 of the top 10 Sub-Sectors - 3 for Health, 2 each for Education and Agriculture. The other 3 are Entrepreneurship (Economic, Growth & Trade), Economic Empowerment (Gender) and Waste Management (Environment).

INNOVATION SPOTLIGHT:

BEMPU TempWatch, focuses on Maternal Newborn and Child Health, one of the top 10 Sub-Sectors.



Bempu is implemented in 4 countries and has Verified funding of \$1.5M+ from multiple organizations.

Stage 4: Transition to Scale

Registered as a For-Profit in India.

Focus Areas: Maternal Newborn and Child Health, Cognitive Development and Physical Development

Implemented In: India, Papua New Guinea, Zimbabwe and Benin [SEE LESS](#)

4 Countries Implemented In	11,500 Customers	20 Employee
-------------------------------	---------------------	----------------

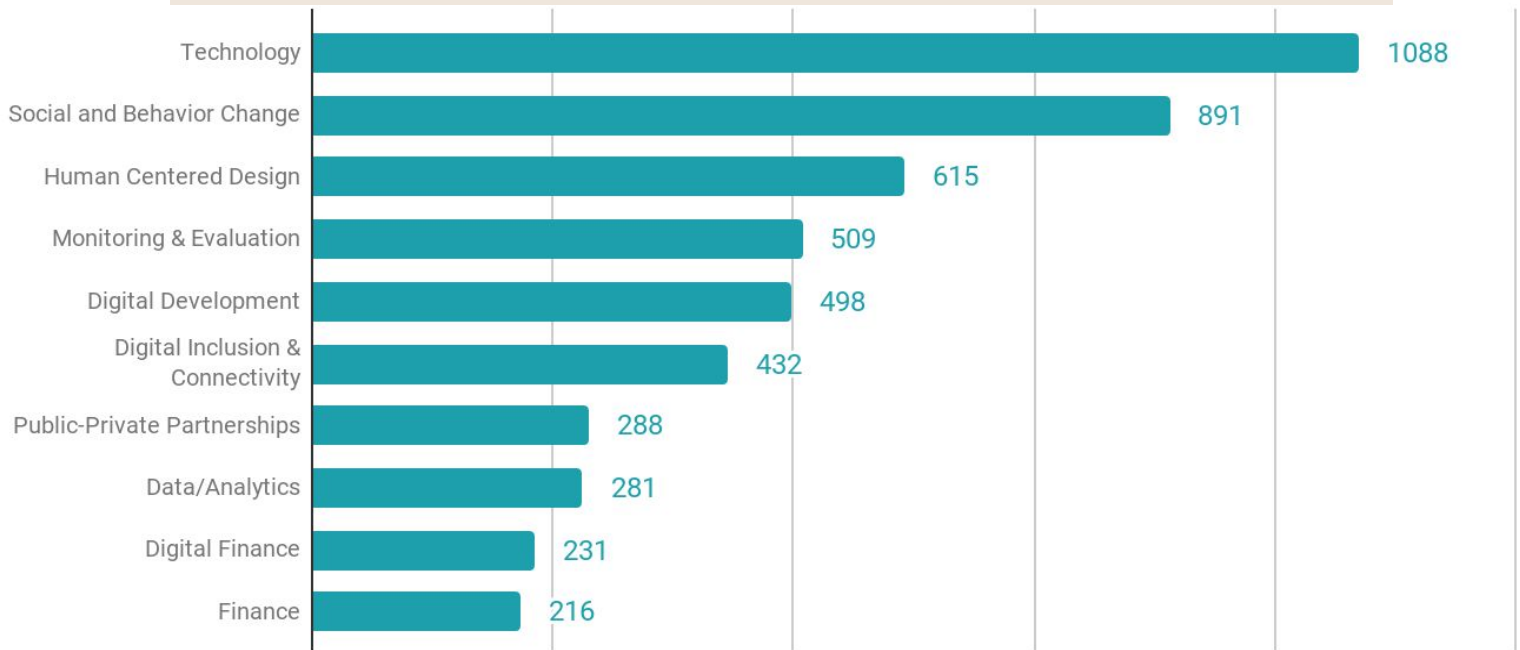
\$2,300,000
Funds Raised to Date



SEE THE BEMPU INNOVATION PROFILE ON GIE

Focus Areas: Innovations by Topics

Innovations by Top 10 Topics



The distribution of innovations across Topics is wide with the lowest at 10 for AR/VR. Broadening the search to **keywords used in the profile reveals more innovations**. E.g. [CURE](#), creating a virtual reality therapy platform, is an AR/VR innovation but isn't tagged as such since they are currently focused on prosthetic hands.

INNOVATION SPOTLIGHT:



Eneza utilizes 3 of the Top 10 Topics (Technology, Human Centered Design and Data/Analytics), and other top focus areas like Education.



It is a *Stage 4: Transition to Scale* innovation, in 3 countries and raised \$35,000 from MIT SOLVE in September 2018.

Stage 4: Transition to Scale

Eneza Education is currently in Kenya, Ghana and recently launched in Ivory Coast. We have over 4.9 million unique sessions with an active subscriber base of 380,000 on a monthly basis. Students on our platform improve by 22% after 3 months.

Registered as a For-Profit in Kenya.		
Focus Areas: Entrepreneurship, Refugees, Human Centered Design, Education, Testing & Assessment, Data/Analytics and Technology <small>SEE LESS</small>		
Implemented In: Kenya, Ghana and Cote d'Ivoire		
3 Countries Implemented In	350,000 Customers	\$2,300,000 Funds Raised to Date

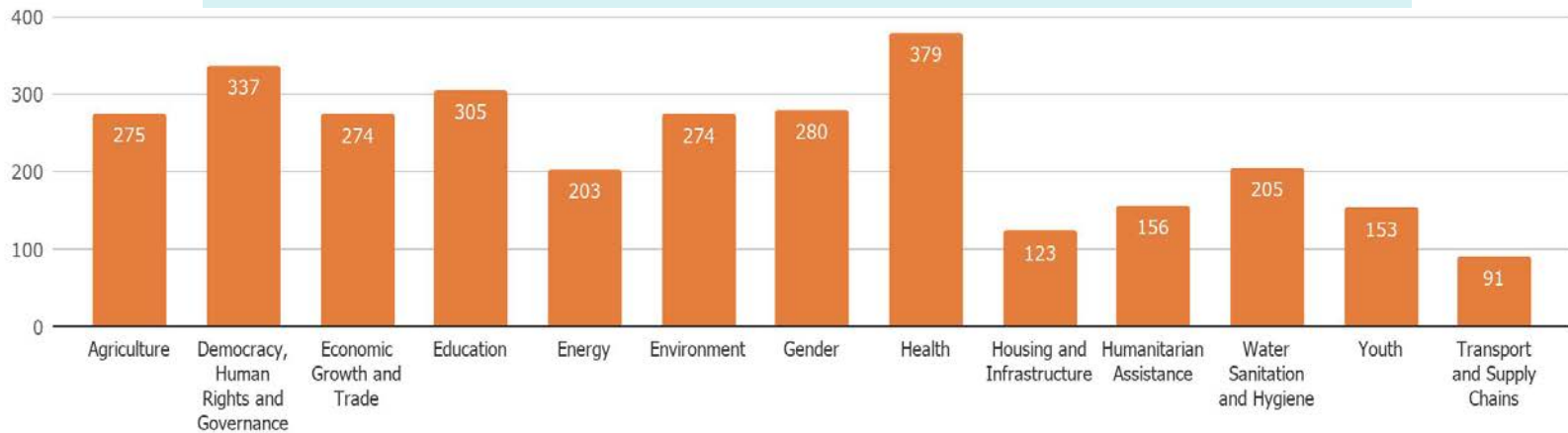
Verified Funding



SEE THE ENEZA INNOVATION PROFILE ON GIE

Focus Areas: Funding by Sectors

Funding Opportunities Across Sectors



Funding opportunities on GIE are well distributed across all 13 sectors ranging from 91 to 379 opportunities. Health; Democracy, Human Rights & Governance; and Education are the top 1-3 sectors. Gender; Agriculture; Economic Growth & Trade; and Environment are all nearly tied for 4th place.



Tweet this

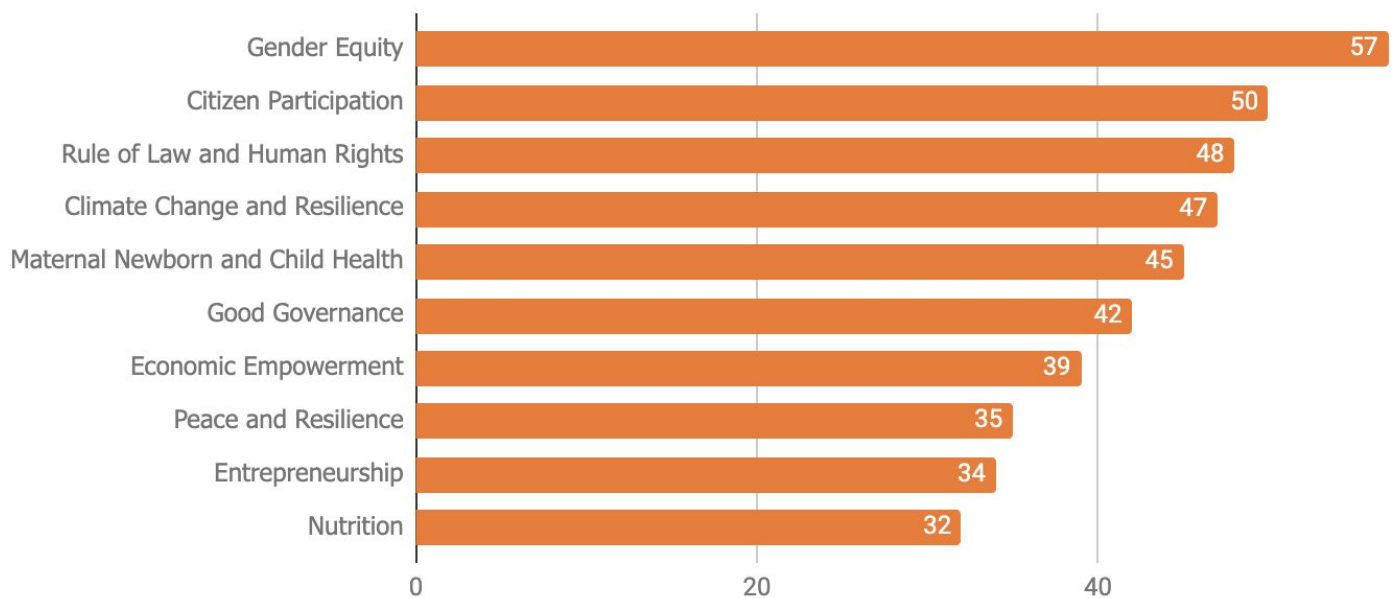
Comparison to Previous Report (Oct 2018)

		Health	Democracy, Human Rights and Governance	Education	Gender	Agriculture	Economic Growth and Trade	Environment	Water Sanitation and Hygiene	Energy	Humanitarian Assistance	Youth	Housing and Infrastructure	Transport and Supply Chains
Current (May 2019)	Number	379	337	305	280	275	274	274	205	203	156	153	123	91
	Rank	1	2	3	4	5	6	6	8	9	10	11	12	13
Previous (Oct 2018)	Number	270	196	214	155	197	189	150	130	140	103	99	86	61
	Rank	1	4	2	6	3	5	7	9	8	10	11	12	13
Comparison	% Change	40.37%	71.94%	42.52%	80.65%	39.59%	44.97%	82.67%	57.69%	45.00%	51.46%	54.55%	43.02%	49.18%
	Rank Change	0	2	-1	2	-2	-1	1	1	-1	0	0	0	0

Both Gender and Democracy, Human Rights & Governance moved up 2 ranks, with both also on the top 3 list of Sectors to see an increase in the no. of funding opportunities. Environment saw the largest increase but moved up only 1 rank (only 1 funding opportunity away from moving up 2 ranks). Education lost its #2 rank.

Focus Areas: Funding by Sub-Sectors

Funding Opportunities by Top 10 Sub-Sectors



Sub-Sectors under the top 2 Sectors, Health and Democracy, Human Rights and Governance, make up 6 of the top 10 Sub-Sectors - with 2 of these under Health and 4 under Democracy, Human Rights & Governance. The remaining 4 are 1 Sub-Sector each under Gender, Environment, and Economic Growth & Trade.

MOST VIEWED FUNDING OPPORTUNITIES IN 2018

In 2018, GIE added 456 new funding opportunities. These included opportunities from more than 370 programs or organizations, with an average size of \$530,000.

We looked at the funding pages that received the most views, identifying the top 10.



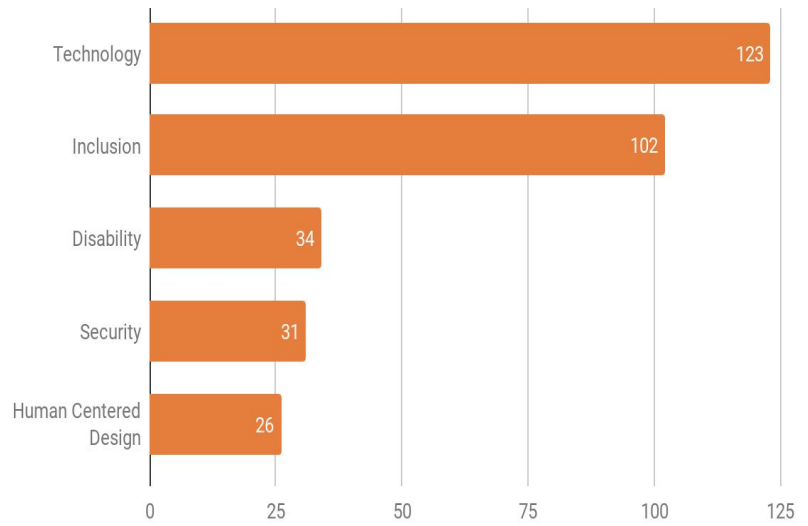
SEE GIE'S 2018 TOP 10 FUNDING OPPORTUNITIES

Focus Areas: Funding Opportunities by Topics

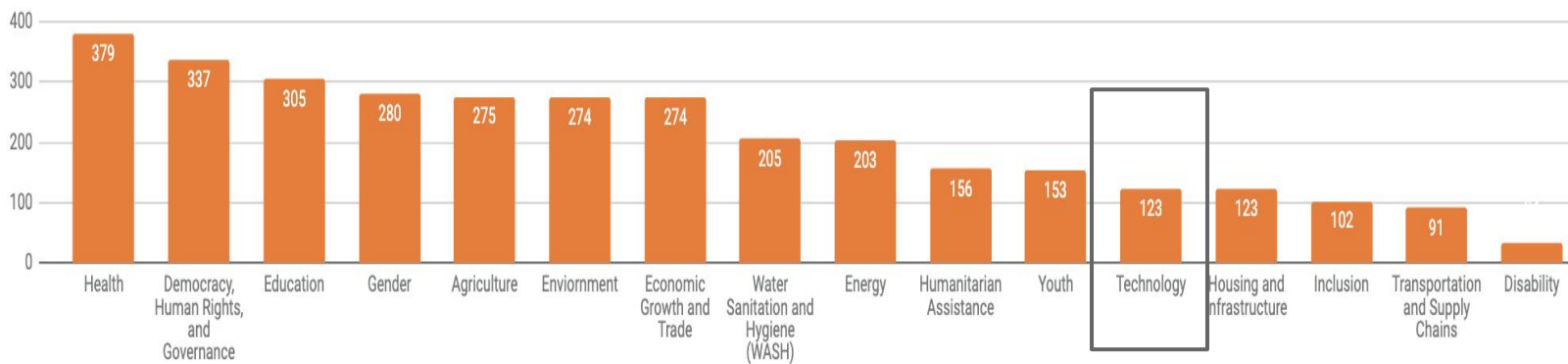
Funding Opportunities by Top 5 Topics

Technology is the most popular Topic with funding opportunities on GIE, followed by Inclusion.

There are Topics related to Technology such as AI, Blockchain and AR/VR that also have limited funding opportunities. Often funding opportunities don't specify the type of technology they are seeking in innovations.



Funding by Top 15 Focus Areas: Topics vs. Sectors



Out of the full list of 24 Topics under Focus Areas, only a few have notable no. of funding opportunities on GIE. Majority have under 25.

If we looked at all Focus Areas together including Sectors & Topics, **none of the Topics would make it to Top 10.** The top Topic, Technology, is tied with Housing and Infrastructure & surpasses only Transport and Supply Chains.

These cross-cutting Topics are “how” the innovation makes the impact and funding opportunities often focus on Sectors-what the impact area is.

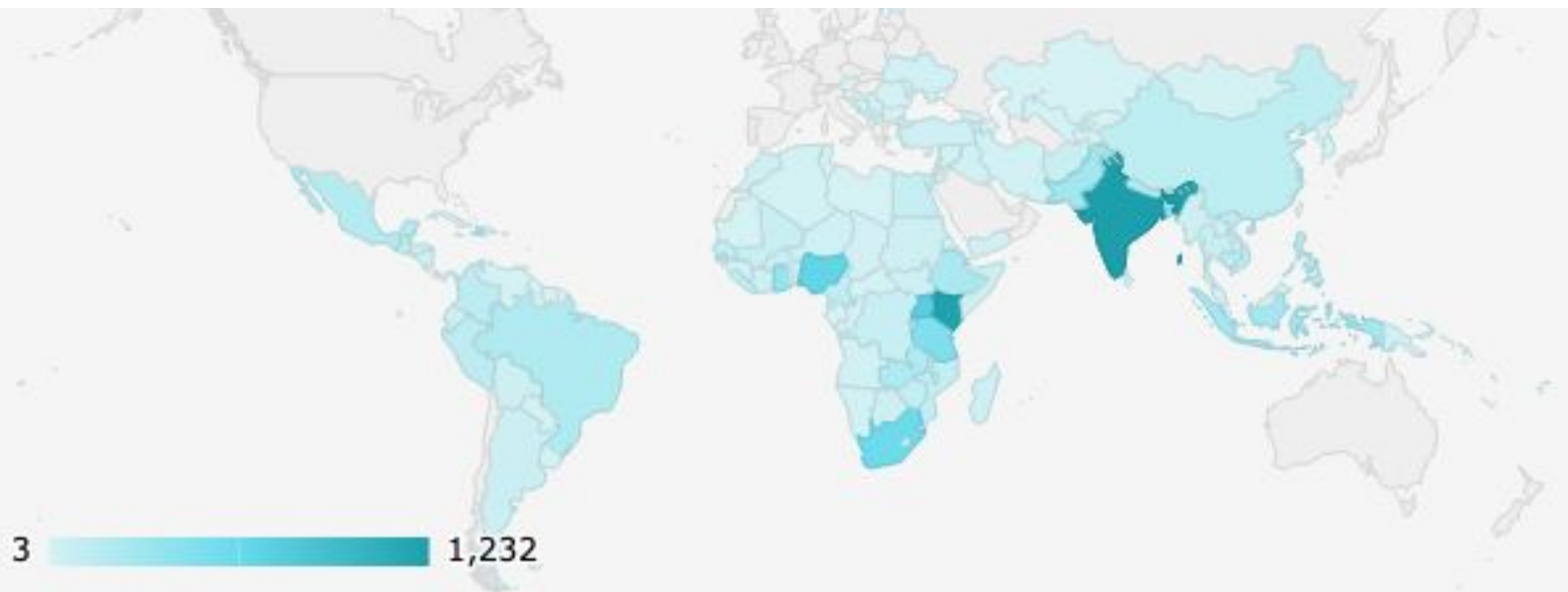
Insights Across Geographies

Geographic distribution on GIE spans 6 regions (Africa; Asia and Pacific; Europe and Eurasia; Latin America / Caribbean; North America; and Middle East and North Africa) and the corresponding countries within each.

Insights here look at where the innovations are implemented in and making an impact, focusing only on low- and- middle-income countries (LMICs).

Geographic Distribution: Innovations

Innovations Across Low- and- Middle-Income Countries



India has the largest number of innovations on GIE with Kenya coming a close second. There is a wide, nearly 49.2% difference, between Kenya and the third country on the list, Uganda.



Tweet this

TOP 10 COUNTRIES BY INNOVATION		
	Country	Number of Innovations
1	India	1232
2	Kenya	1205
3	Uganda	729
4	Nigeria	667
5	South Africa	587
6	Tanzania	477
7	Bangladesh	386
8	Ghana	372
9	Pakistan	295
10	Indonesia	275

6 of the top 10 countries with the most innovations on GIE are countries from Africa and the other 4 are from Asia and Pacific.

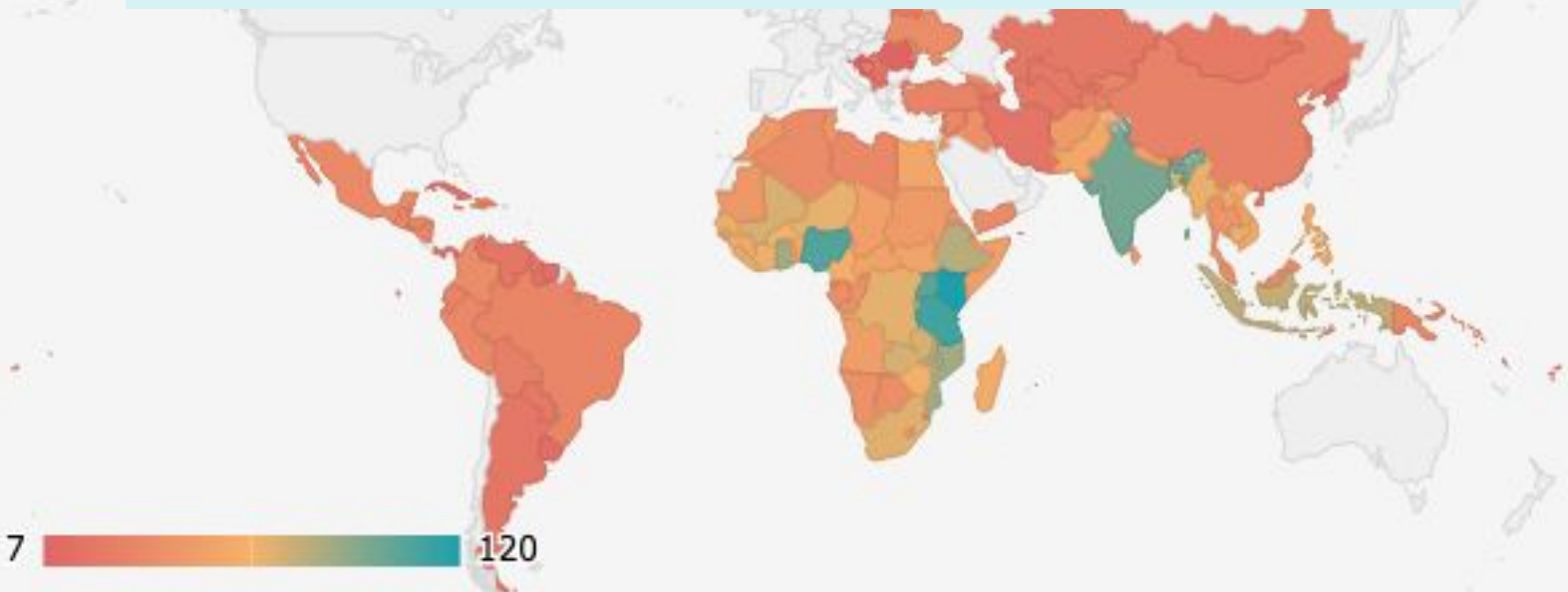
Compared to the [previous report \(Oct 2018\)](#), the top 5 countries remained as is. Bangladesh, Ghana, Pakistan were still a part of the top 10 list in Oct '18, yet had a different order of Ghana, Pakistan, Bangladesh.

Are you working on a development innovation? [Add the innovation to GIE.](#)

Have you funded a portfolio of innovations? [Become a GIE Data Champion.](#)

Geographic Distribution: Funding

Funding Opportunities Across Low- and- Middle-Income Countries



The two most popular regions with funding opportunities on GIE are Africa and Asia and Pacific, making up 60% of the opportunities.



Tweet this

TOP 10 COUNTRIES BY FUNDING

	Country	Funding
1	Kenya	120
2	Tanzania	110
3	Nigeria	106
4	Uganda	103
5	India	97
6	Mozambique	85
7	Ghana	85
8	Rwanda	84
9	Malawi	80
10	Ethiopia	79

9 of the top 10 countries with the most funding opportunities are in Africa. The only exception is India.

Across the 26 LMICs in **Latin America and Caribbean (LAC)** and 21 in **Europe & Eurasia**, none make it to the list of the 50 countries with the most funding opportunities.

Out of the 14 in **Middle East and North Africa (MENA)**, Egypt is the 1st country to make the list #35. Expanding this to the top 50 countries, moves 3 more countries from MENA to the list.

Geographic Distribution: Funding

Comparison to the Previous Report (Oct 2018)

Current Ranking		Oct 2018 Ranking	
1	Kenya	1	Kenya
2	Tanzania	2	India
3	Nigeria	3	Tanzania
4	Uganda	4	Uganda
5	India	5	Nigeria
6	Mozambique	6	Ghana
7	Ghana	7	Indonesia
8	Rwanda	8	Rwanda
9	Malawi	9	Mozambique
10	Ethiopia	10	Zambia

Compared to the Top 10 list in the [previous report \(Oct 2018\)](#), India, the only country on the top 10 list that is not in the African region, saw a rank decrease from #2 to #5. Other changes from the Oct 2018 report include:

- ⬆ Nigeria : 2 rank increase from #5
- ⬇ Ghana: 1 rank decrease from #6
- ⬆ Mozambique: 3 rank increase from #9
- ✗ Indonesia and Zambia: Left the top 10 list
- ✓ Malawi and Ethiopia: Entered the top 10 list

RESOURCE: DISCOVER FUNDING

GIE's [Funding Directory](#) allows you to quickly & easily browse through new funding opportunities.

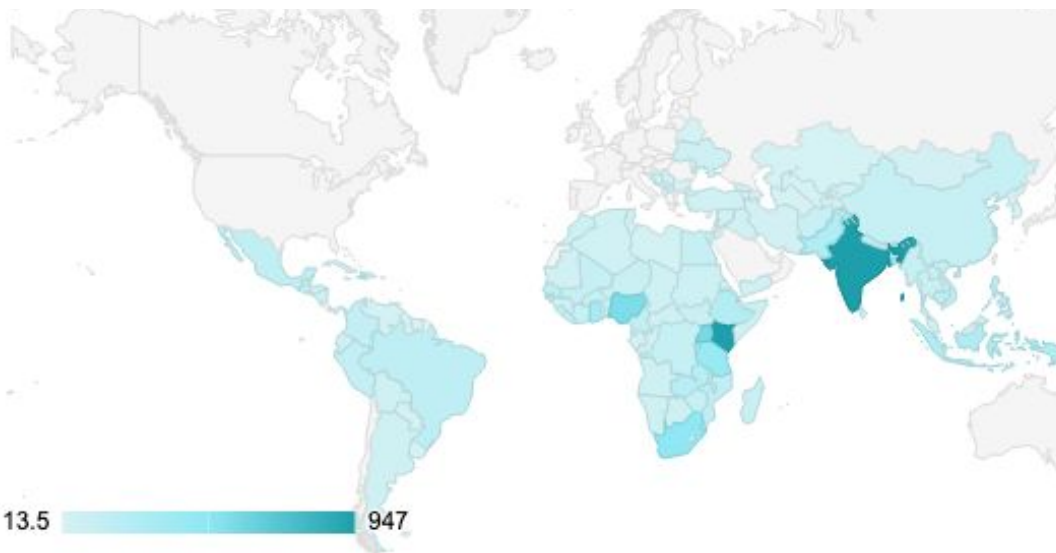
[This step-by-step 2-part guide](#) shows you how to use GIE to discover new funding that is a good fit for your specific global development social innovations.



LEARN HOW TO DISCOVER FUNDING ON GIE

Innovation Ecosystem Index

Innovation Ecosystem Map



TOP 10 COUNTRIES		
1	India	947
2	Kenya	943
3	Uganda	573
4	Nigeria	554
5	South Africa	482
6	Tanzania	410
7	Ghana	327
8	Bangladesh	309
8	Pakistan	261
10	Indonesia	250

Innovation ecosystems thrive when there are innovations as well as funding, organizations and programs supporting those innovations. This index is created by aggregating all these elements to serve as high-level comparison for countries with the strongest innovation ecosystems.

[Similar to the number of innovations](#) (page 20), India is ranked #1 for innovation ecosystems with Kenya a close second. 6 of the top 10 countries with the strongest innovation ecosystems are from Africa and the other 4 are from APAC.

TOP INNOVATION ECOSYSTEMS BY REGION			
Africa		LAC	
Kenya	943	Haiti	190
Uganda	573	Brazil	166
Nigeria	554	Mexico	151
APAC		MENA	
India	947	Egypt	117
Bangladesh	309	Afghanistan	103
Pakistan	261	Jordan	97

The top 3 countries by region for Africa and APAC are also in the top 10 countries listed above.

In Latin America, Haiti tops the list followed by Brazil and Mexico. Egypt, Afghanistan and Jordan are in the top 3 for MENA.

Are you working on a development innovation? [Add the innovation to GIE.](#)

Have you funded a portfolio of innovations? [Become a GIE Data Champion.](#) 23

Frequently Asked Questions

Frequently Asked Questions

WHAT IS GLOBAL INNOVATION EXCHANGE?

[Global Innovation Exchange](#) (GIE) is a global development technology platform for for innovations, funding and insights.

WHO IS USING GIE?

Social entrepreneurs, funders, researchers ecosystem players, scaling partners and other professionals in global development. Social entrepreneurs use GIE to discover new funding, develop their fundraising strategy and showcase their innovation to get it in front of new prospective partners. Others use GIE to discover new innovations or showcase their innovation support.

WHAT DATA IS AVAILABLE ON GIE?

Global Innovation Exchange (GIE) has information about [innovations](#), funding and more across [13 sectors and 24 cross-cutting topics](#) in 137+ low- and middle-income countries (LMICs). Innovations, funding and funders on GIE's public database can be filtered by these focus areas and countries as well as other filters.

WHERE DOES DATA ON GIE COME FROM?

- **Innovation** profiles on GIE are managed by the entrepreneurs behind them. Innovations are added by these entrepreneurs or by those supporting them, our [Data Champions](#).
- Some Milestones (Funds Raised and Recognition) on an innovation profile can be [Verified](#) indicating that information is either provided or approved by GIE in partnership with our [Data Champions](#) who contribute their validation of specific innovations to GIE.
- Funders or anyone else can submit a **funding opportunity** for consideration to be posted to GIE. [Click here to submit a funding opportunity](#). The GIE team reviews the funding eligibility criteria and if there is a fit, the team adds it to GIE.
- Anyone can submit **organizations or programs** for consideration to be posted to GIE. [Click here to submit an organization or program](#). The GIE team reviews these and if there is a fit, the team adds it to GIE.

Frequently Asked Questions

WHAT IS THE CRITERIA FOR ADDING INNOVATIONS TO GIE?

GIE is an open platform so anyone can add an innovation that is addressing a global development challenge and making an impact in any of the low- and-middle-income countries. Instead of applying criteria for adding new innovations to GIE, GIE crowdsources due diligence about these innovations from funding and other supporting agencies in the form of [Verified](#) Milestones.

WHAT IS A “VERIFIED” MILESTONE?

GIE partners with funders and other ecosystem players to identify and verify innovations, using milestones that can serve as a badge of validation. Currently, validation or support in the form of “Funds Raised” and “Recognition” can be marked as [Verified](#) on GIE.

HOW DOES AN INNOVATION DEFINE ITS FOCUS AREAS?

Innovations can define multiple focus areas on their GIE profile. Innovators are encouraged to select their top 3 Focus Areas when creating and updating their profiles.

WHAT IS AN INNOVATION ECOSYSTEM INDEX?

Innovation ecosystems thrive when there are innovations as well as funding opportunities, organizations and programs supporting those innovations. This index is created by aggregating all these elements of an innovation ecosystem to serve as high-level comparative indicators for the strongest ecosystems.

HOW DO I GET IN TOUCH WITH GIE?

Email us at Info@globalinnovationexchange.org or sign up for our newsletter and social media platforms.

HOW CAN I RECEIVE GIE UPDATES?

Sign up for a Global Innovation Exchange account and check off the box to receive relevant updates. [Click here to sign up.](#)

LOOKING FOR MORE INFORMATION ABOUT INNOVATIONS?

3 OFFERINGS
POWERED BY GIE'S
ROBUST AND
EVER-GROWING
DATABASE

1) INNOVATION FINDER SERVICE

Tap into GIE's database of innovations and proprietary information about them such as Verified Milestones to discover promising "unusual suspects". If you're looking for new Innovations for your pipeline, GIE's Innovation Finder can help. Get a shortlist of innovations that match your criteria in as fast as 3 weeks for as low as \$5,000.

2) POWER YOUR CALL THROUGH GIE

Power your open call for Innovations with GIE's technology such as [UN's Science Technology and Innovation Forum 2018](#) or multi-stakeholder [Million Lives Club](#). Host your call on a GIE Custom site and leverage GIE Innovation profiles for applications, bringing new opportunities and global exposure for Innovations. Get your call live in as low as 7 days and \$10,000.

3) CUSTOM INNOVATION RESEARCH

Partner with GIE for custom snapshots of innovations in specific geographic or thematic areas based on data on the platform (e.g. innovations in Fiji). Cost and timeline varies by package.

HOW CAN I GET STARTED?

Email us at

partners@globalinnovationexchange.org

with what you are interested in.